

// Automatic Doors with Patented Door Latching



Sectional Garage Doors Series 2000

Convenience Combined with Reassuring Safety and Security



A Source of Pleasure for Years to Come

It pays to invest in Hörmann quality



Choose a sectional garage door from Hörmann and you benefit from the know-how of an international brand, based on decades of experience. Hörmann sectional doors are characterized by top grade materials, precision workmanship and a high degree of operational convenience and functional safety. Our good name is your guarantee of quality.

Steel Sectional Doors Offer Nothing But Benefits


Your decision to buy a Hörmann sectional door is the right one



ETE 40, EPU 40, M-ribbed
single or double-skinned



ETE 40, EPU 40, S-panel
single or double-skinned



LTE 40, LPU 40, S-ribbed
single or double-skinned



LTE 40, LPU 40, M-panel
single or double-skinned

- Galvanized material
- High-grade polyester primer coating on both sides
- Weather-resistant surface
- Woodgrain-embossed

Robust woodgrain embossed surface with authentic sawn timber look, pleasing to the eye for years to come.



ETE 40, single-skinned


EPU 40, double-skinned

LTE 40, single-skinned

LPU 40, double-skinned

The Manually Operated Sectional Door

With many beautiful handles to choose from



Ergonomically styled, safe and in a top design
 With this handle, developed by designers and safety experts, you hold a quality in your hand that no other manufacturer can match. The flush-fitting cylinder can also be mastered with other locks in your home.
 Complement the style and entrance area of your property. You can choose between the standard handle in black plastic or 7 aluminium handles with different finishes.

Burglar-proof thanks to snap locking

A sturdy automatic latching spring disc grips round a solid steel bolt to securely retain the door. Intruders don't stand a chance!



NEW

Safety Features and Performance Characteristics to the European Standard 13241-1

In force from 1st May 2005

Safety Features:

- Anti-fall safeguard: The door cannot crash to the floor!
- Trap protection: No trapped fingers!

Performance Characteristics:

- Thermal insulation
- Acoustic insulation
- Tightness and Sealing
- Wind pressure



Daylight stylishly integrated

NEW



The attractive Sunrise Designs



Incorporating glazing into your garage door saves the need for an extra window. And it proves particularly beneficial if you also use the garage as a workshop. But windows are not only a practical accessory. They also enhance the individuality of your garage door. Ask for more information!



For further information ask your specialist dealer for this brochure or visit www.hoermann.com

Series 2000 Sectional Garage Door

An Overview of Styles and Standard Sizes

Standard sizes for garage doors Width x Height		HORIZONTAL RIBBED		GEORGIAN PANELLED	
		S-ribbed Single or double-skinned	M-ribbed Single or double-skinned	S-panel Single or double-skinned	M-panel Single or double-skinned
IMPERIAL	METRIC (mm)	LTE / LPU	ETE / EPU	ETE / EPU	LTE / LPU
6'10" x 6'2"	2080 x 1875	-	○	○	-
6'10" x 6'10"	2080 x 2080	-	○	○	-
7'0" x 6'6"	2134 x 2000	●	●	●	●
7'0" x 7'0"	2134 x 2125	●	●	●	●
7'6" x 6'6"	2286 x 2000	●	●	●	●
7'6" x 7'0"	2286 x 2125	●	●	●	●
8'0" x 6'6"	2438 x 2000	●	●	●	●
8'0" x 7'0"	2438 x 2125	●	●	●	●
8'6" x 6'6"	2591 x 2000	●	●	●	●
8'6" x 7'0"	2591 x 2125	●	●	●	●
9'0" x 6'6"	2743 x 2000	●	●	●	●
9'0" x 7'0"	2743 x 2125	●	●	●	●
9'6" x 6'6"	2895 x 2000	●	●	●	●
9'6" x 7'0"	2895 x 2125	●	●	●	●
10'0" x 6'6"	3048 x 2000	●	●	●	●
10'0" x 7'0"	3048 x 2125	●	●	●	●
11'0" x 6'6"	3353 x 2000	●	●	●	●
11'0" x 7'0"	3353 x 2125	●	●	●	●
12'0" x 6'6"	3657 x 2000	●	●	●	●
12'0" x 7'0"	3657 x 2125	●	●	●	●
13'0" x 6'6"	3962 x 2000	●	●	●	●
13'0" x 7'0"	3962 x 2125	●	●	●	●
14'0" x 6'6"	4267 x 2000	●	●	●	●
14'0" x 7'0"	4267 x 2125	●	●	●	●
14'6" x 6'6"	4420 x 2000	●	●	●	●
14'6" x 7'0"	4420 x 2125	●	●	●	●
15'0" x 6'6"	4572 x 2000	●	●	●	●
15'0" x 7'0"	4572 x 2125	●	●	●	●
16'0" x 6'6"	4877 x 2000	●	●	●	●
16'0" x 7'0"	4877 x 2125	●	●	●	●

○ EPU only



Excellent value for money, single-skinned S-ribbed sectional doors



The classic M panel, a firm favorite for decades



The coating is a perfect base if you want to paint your door in a special colour

Hörmann Automatic Sectional Doors

Wouldn't you like to open your garage at the press of a button?



Operator and remote control replace the lock and handle

You can operate a Hörmann automatic door as conveniently as your TV set. On the press of a button, you drive into your garage, protected from all weathers. When it's dark, the direct route affords you greater safety and security.

The door automatically locks on closing, making it impossible to lever it open. This unique automatic latching system is a mechanical device and therefore remains fully functional even in the event of a power failure.

ProMatic


SupraMatic

Optimal security, practical accessories... ...Hörmann offers it all!



Break-in security system, a Hörmann patent

When the door closes, the door security kit automatically engages into the boom stop. This provides effective security to prevent the door from being forced open.



The automatic cut-out

On encountering an obstruction, the door stops immediately and is automatically raised by approx. 30 cm to clear the obstruction.

Hand transmitters

The hand transmitters are preprogrammed at the factory with one of more than 1 billion possible codes to give you maximum security. A 2-button hand transmitter is supplied with the operator as standard. Mini and micro versions of the hand transmitters are also available.



Transmitter with 2 buttons (standard)



Transmitter with 4 buttons (option)



Mini-transmitter with 2 buttons (option)



Mini-transmitter with 4 buttons (option)



A wide range of practical accessories: key switches, internal buttons, code switches,...



The competitively-priced operator with an elegant, slate-grey plastic cover.
ProMatic 650 N

The powerful operator with the elegant stainless steel cover and a host of additional functions.
SupraMatic E 700 N
SupraMatic P 1000 N

Why would you want to settle for less?

- Extremely quiet
Thanks to the "soft" start and "soft" stop
- Burglar-retardant
Thanks to the door security kit and security code
- Intelligent safety
Thanks to the automatic cut-out, the door stops immediately on encountering obstructions
- Maintenance-free
Thanks to the patented toothed belt technology- no subsequent oiling required

For further information ask your specialist dealer for this brochure or visit www.hoermann.com

